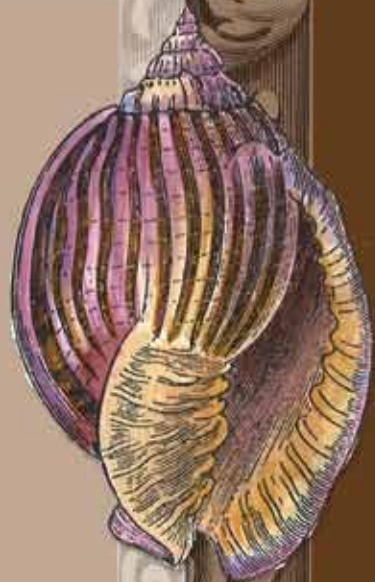





Judi♥Kins



Innovative
Art Rubber Stamps &
Paper Craft Supplies





ubber stamps are images to color. It's our passion. Give us a black and white illustration with a few colored pencils, markers and ink pads and there's no end to the relaxation and fun. You too can make a coloring page any way you want. Our 2017 catalog has both sophisticated and elegant rubber stamp images that are sure to inspire. This catalog is available for download at judikins.com.

In addition to our full range of rubber stamps is an impressive collection of accessories like the Cutie Pie, Diamond Glaze™, Egyptian Gold® embossing powder and Mica Gloss™ inks. Sure to add precision, shimmer, shine and sparkle to any hand-made projects.

Need some inspiration? Visit judikins.com for plenty of examples of beautiful cards, easy to follow step-by-step directions, and state-of-the-art instructional videos that are sure to spark your imagination. Let JudiKins take you away for a few minutes or even a few hours.

Our mission is to deliver versatile tools that easily fit in your craft supply tool belt. All of which are designed to bring out the artist inside.



The entire contents of this catalog and its designs are ©JudiKins, Inc. 1988-2018. Stamps made from JudiKins copyrighted images are intended for private, non-commercial use. The selling of hand stamped items is allowed if proper copyright is included. Stamp 2417 D is available for this purpose. All other rights are reserved. Reproduction of any of the images in this catalog, or of the catalog itself in any other medium (electronic or mechanical) without written permission is strictly prohibited.

Due to varied supplies on some imported items, color assortments are sometimes substituted. We will always include colors that will work well together.

Please notice Item Codes with , indicates Limited Quantities Available.

Gels and Glazes

Diamond Glaze™

A. Both a glaze and a glue! Glass clear, Diamond Glaze™ can be applied directly over artwork for a raised finish. Mix with dye based inks to create your own custom colored glass paint for window cards. Perfect for adhering glitter, beads, plastic, glass, vellum, paper, wood and metal.

2 fl. oz. bottle with long tip applicator GP005

16 fl. oz. refill bottle GP009

8 fl. oz. bottle with applicator GP008

Tiny Tips

B. The perfect little pipette tip that fits on the end of the Diamond Glaze top. Can be trimmed to create a larger opening for more or less detailed application.

6 tips GT036

Fluxe™ Enameling Resin

D. Finally get the effects of high-gloss resin in an easy to use powder. Melts to a hard finish in a toaster oven at 250 °F in just minutes. No mess, no fuss, just great results—fast!

4 oz. Bottle GP022

Gel Du Soleil™

E. This amazing resin will cure in direct sunlight or under any ultra violet light. Start with 10 to 15 minute curing time. Longer times may be necessary for thicker layers or larger areas. After exposure, Gel will continue to harden over time. Gel du Soleil™ can be layered with no lack in clarity. This allows one to fix any imperfections in a layer by adding second layer on top. Since Gel du Soleil™ is as clear as glass, it can be used to repair chips, cracks and wrinkles in glass.

9 ml Bottle GP020

120 ml Professional GP021

Petite Soleil™ UV Lamp

F. This ultra violet curing lamp is the perfect alternative for cloudy days or evening use with the Gel Du Soleil™. Pass-thru feature allows UV exposure for larger pieces. On Off Switch, and portable.

110-volt, 9-Watt GT039




Clay Squishers™

Clay Squishers™



We've all been looking for the latest and greatest new tool to come our way in the crafting tables. Clay Squishers™ are innovative tools can be used with polymer clay, PMC, and even paper clay. You get a set of 6 designs on each rubber mat. Run the Clay Squishers™ through the pasta machine and your clay at the same time to create beautiful engraved designs instantly. Clay Squishers™ are made from a highly dense black rubber. Designs are 2 1/4 inches square. Sheets measure 7 x 5 1/2 inches and have punched holes for convenient binder storage.







Pendant measures 1x1 inches.







Actual size = 2.25 inches.




Clay Squishers™




Clay Squishers™



Clay Squishers™




CS011 • Clay Squisher™ Geometric



CS016 • Clay Squisher™ Moorish




CS012 • Clay Squisher™ Shapes




CS013 • Clay Squisher™ Natural


Clay Squishers™



CS014 • Clay Squisher™ 70's



CS015 • Clay Squisher™ Industrial



CS017 • Clay Squisher™ Art Deco

Accessories



Detail Scissors

Detail scissors are great for cutting small and intricate images for applique. Stores can't keep them in stock.
Stainless steel blades (5") CTS11

Graphic Tools

Steel Edged Hi Vis Ruler (12 inch with center find rule) GT013

Bone Folder (8") GT015

Hi Vis Ruler (6 inch with center find) GT037

Mosaic Double Stick Tape (2 inch wide by 60 ft. long) GP007

Fine Mist Spritzer GT008

Detachable Rubber Brayer (4") GT028

Pen Knife

High quality, German-made, retractable blade pen knife produced exclusively for JudiKins. Lightweight plastic handle is perfect for your stamping studio or on the road.

Pen Knife (6") CTK28

Refill blades (5 pack) CTK29

Cleaners

JudiKins top secret cleaning formulas for both regular and permanent inks are great for removing those tough stains from your stamps. Our cleaners are solvent based and contain conditioners to keep the surface of your stamp clean and flexible. Both formulas are available in a 2 fl. oz. scrubber top bottle for easy cleaning, or the economical 18 fl. oz. refill bottle. Left to right:

Stamp Cleaner Refill Only (18 fl. oz.) CL002

Stamp Cleaner and Conditioner (2 fl. oz.) CL001

Permanent Ink Cleaner Refill (18 fl. oz.) CLF02

Permanent Ink Cleaner (2 fl. oz.) CLF01

Replacement Tops (quantity 2) GT018

Micro Glaze™

Soft spreadable paste wax is perfect for protecting your paper crafts from finger prints, water drops, and spills. Great for artistic effects like wax resists and batik.

1 oz jar GT026




Dark blue dye based ink treated with a thin layer of Micro Glaze. Notice how waxed surface protects the inked area from getting wet. Un-protected area (right) displays ink bleed.

Mica Gloss

Mica Gloss™

Metallic Pigment Ink in bottle form. Rich metallic colors add luster to your artwork. Create magnificent background papers with brayers, Color Dusters™, and especially your fingers. Ink your favorite rubber stamps with these beautiful metallic inks. Great for paper, jewelry, shrink plastic, and of course rubber stamps. Heat set on non-porous surfaces.

Assortment 18 Colors IMGS1



Spread MicaGloss onto card using a brayer, paint brush, even your fingers



Tap stamp into inked paper to cover with ink and stamp onto clean card.



Great for watercoloring and use with water brushes.



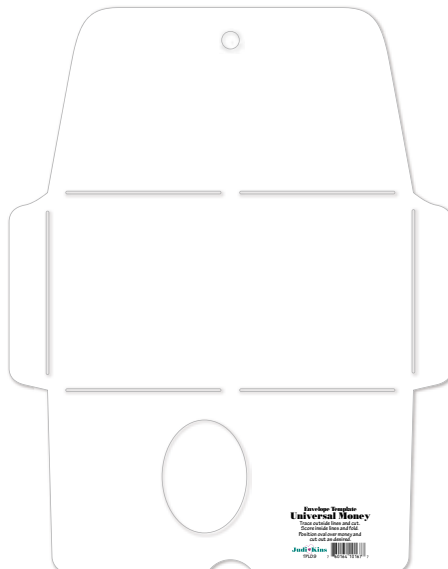
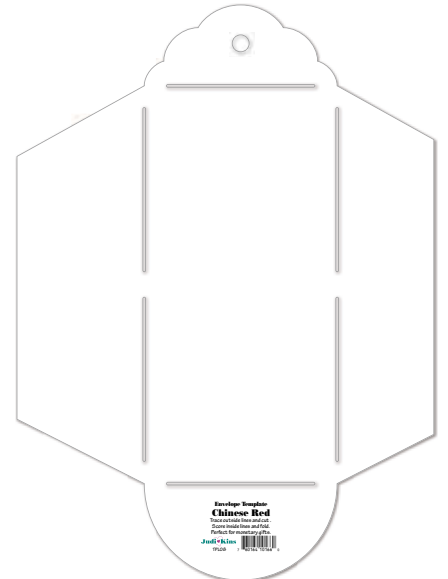
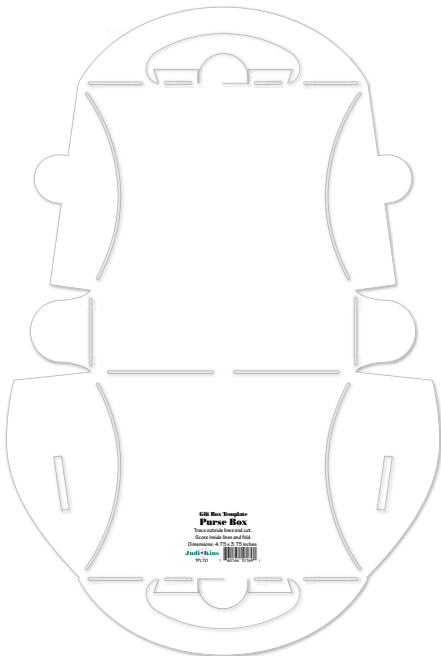
14ml Individual Bottles

Ice Blue	IMG07
Blue	IMG08
Prussian Blue	IMG25
Silver	IMG18
Aquamarine	IMG16
Honeydew	IMG21
Peacock	IMG26
Green	IMG06
Lime	IMG22
Purple	IMG09
Ruby	IMG20
Eggplant	IMG24
Gold	IMG10
Old Gold	IMG01
Candy Apple	IMG23
Pearl	IMG14
Copper	IMG15
Chocolate	IIMG04

Envelope Templates

Sturdy translucent plastic with silk-screened directions. Make envelopes out of maps, hand made paper, vellum, comics. Single template makes a standard A2 sized note card envelope. Mini-envelope template set will make sizes of 2x3" gift card envelope, 3x3" square card envelope and a 3 1/2x2" end flap coin envelope. For a creative accent on your handmade notecard, attach a mini-envelope with a surprise greeting.

- A2 Envelope Template TPL01
- Chinese Red Envelope TPL08
- Diagolope (European envelope DIN-Long) TPL06
- Mini Envelope Template Set (2x3", 3x3", 3 1/2 x 2") TPL04
- Purse Gift Box Template TPL70
- Scallop Gift Card Envelope TPL10
- Universal Money Envelope TPL09



Accessories



Eclipse Tape™

A. Art masking tape with delicately sticky adhesive. Perfect for paper arts, create your own stencils, masks and non-permanent stickers.

Roll (15cm x 10m) GP010
 Strips (3 rolls 24mm, 12mm, 6mm x 10m) GP012
 Twins (2 rolls 24mm x 10m) GP017

Sparkle Sweeper™

B. The perfect brush for sweeping embossing powders, glitter and those hard to clean up craft powders. Made from natural bristles, even the finest powders sweep up from work surfaces. (6" with 3" bristles) GT020

Snappy Tray™

C. Lightweight plastic sheet folds and snaps into a craft tray with a built-in funnel. Perfect for beads, glitter embossing and more. (6.5" x 9" folded) GT019



Tiny Trays™

D. A mini version of our incredibly popular Snappy Tray™, Tiny Trays come in sets of three (because one is just not enough). The Tiny Trays nest when folded and are great for sorting beads, holding messy craft items and keeping your desk organized. Patented built in funnel makes it easy to return product to containers. Tiny Trays set of 3 (3.25" x 3.25" folded) GT030

PopEze™

E. Easily create your own pop-ups with these clear, self adhesive mechanisms. Great for altered books, journals, greeting cards, scrapbook pages, school presentations and more. Fun for all ages. Sample sheets are perfect for teaching classes.

PZ001 PopBlocks (30 pieces)
 PZ002 FlipFlap (12 pieces)
 PZ003 Hinge (75 pieces)
 DP008 Popeze Sampler Pack (50 sheets)



Accessories

Sliding Tassels

A. An easy way to add a touch of elegance is to use a tassel. The same high quality as our bookmark tassels, these "sliding" tassels come with a braided ball that slides to adjust to most card sizes. (10 total, 7" loop with 1" tassel)

Warm: Natural, Maize, Roman Gold, Ginger, Olive, 2 each color (10) AP311
 Pastel: Orchid, Light Blue, Peach, Pink, Seafoam, 2 each color (10) AP325
 Harlequin: Black, White, Red, 3 red and black, 4 white (10) AP320
 Cool: Silver, Ivory, Maroon, Navy, Mauve, 2 each color (10) AP310

Bookmark Tassels

B. Color coordinated to go with our papers these tassel assortments can be used on tag art, with bookmarks, or as embellishments on your cards and 3-D projects. Our tassels are made of high quality woven fibers and do not fray. (3 of each color, 3" loop with 1" tassel)

Natural: Dark Blue, Forest, Mauve, Violet, Maroon AP3040
 Primary: Dark Pink, Blue, Yellow, Lavender, Red, Green AP3030
 Pastel: Light Blue, Cream, Pink, White, Peach, Light Green AP3270

Shrink Plastic

C. Now you can create your own "shrink art" with rubber stamps and permanent ink. Stamp your favorite image onto a sheet of our shrink plastic and color in with colored pencils. Cut out and heat in an oven or use your heat tool. Another fun stamping technique is to cut a shape of shrink plastic, shrink with a heat tool, and while the plastic is still hot, press your stamp into the shrunken piece to create a dimensional impression. Finish the piece by brushing on tinted Diamond Glaze™. (8 sheets 8 1/2 x 11 inches, final piece is approximately 40% of original)

Black AP324, White AP323, Clear AP321,
 Transparent AP322, Assorted AP337



Tranz It™



Tranz It™

Tranz It will transfer printed images onto a variety of surfaces. Can be used on metal, plastic, clay, wood, paper, fabric and more. Tranz It makes the perfect tool for personalizing gifts and trinkets. Can be used with Tranz It Sheets for rub on or decal techniques, or Rinse Away Paper for traditional transfers.

Tranz It 4 oz Jar GT029

Tranz It Rinse Away Paper (5) GT033

Embossing



Amazing Glaze™

Apply several layers of this clear, dimensional embossing powder to create a glaze-like finish over your stamped art. Use as a base for metallic embossing powders to create thick metallic effects. Can be stamped into while warm to achieve a faux tile look. Sprinkle glitter, beads or other embellishments between layers to give depth to the glaze.

2 fl. oz. Jar EP250

1 lb. (438grams) Tub EPB50

Embossing Ink

Completely clear, our embossing ink is perfect when you want to leave no trace of ink on your card. Applicator bottle can be used to ink your stamp without a pad and works great for applying ink to your art before the first coat of Amazing Glaze™. Use it as a "resist" ink by stamping onto MatteKote™ paper and brayering over with dye based inks. For a more vibrant "resist," stamp and emboss with Detail Clear powder.

2 fl. oz. Bottle EIK01

Embossing Powders

We use the best materials in the world to formulate our embossing powders and carefully pack and seal each jar so that you receive a well mixed, free flowing powder. Formulas denoted with "™" or "®" are JudiKins exclusives and are available only from us in 0.5 fl. oz., 2 fl. oz. and Pounder (one full US Pound, 453gram) jars. Listed code numbers are for 0.5 fl.oz. sizes. Please refer to the order form for 2 fl.oz. and Pounder code

EP002 Metallic Gold	EP003 Metallic Silver	EP004 Metallic Copper	EP005 Metallic Bronze	EP006 Opaque White	EP014 Black Diamond
EP007 White Diamond™	EP013 Black Detail	EP046 Jasper™	EP044 Malachite™	EP045 Lapiz Lazuli™	EP039 Black Opal™
EP052 Gold Detail	EP054 Denim™	EP053 Pastilles™	EP056 Granite™	EP040 Kaleidoscope ™	EP008 Iridescent Sparkle™
EP030 Psychedelic ®	EP017 Diamond Sparkle™	EP020 Pastel™	EP043 Aegean Silver™	EP042 Egyptian Gold®	EP041 Mystique™
EP049 Galaxy™	EP048 Garnet™	EP057 Cloisonne™	EP022 Translucent Gold™	EP019 Glow-in- the-Dark	EP055 Chablis™
EP075 Gold Twinkle™	EP065 White Gold™	EP067 Star Twinkle™	EP073 Lemon Twinkle™	EP063 Lime Twinkle™	EP059 Groovy Green™
EP078 Avocado Twinkle™	EP064 Forest Twinkle™	EP081 Pine Twinkle™	EP074 Emerald Twinkle™	EP072 Aquamarine Twinkle™	EP084 Cyan Twinkle™
EP077 Royal Twinkle™	EP085 Baby Blue Twinkle™	EP076 Silver Twinkle™	EP069 Midnight Twinkle™	EP066 Hanukkah Twinkle™	EP083 Pink Twinkle™
EP062 Violet Twinkle™	EP082 Cabernet Twinkle™	EP068 Ruby Twinkle™	EP061 Cherry Twinkle™	EP080 Fuschia Twinkle™	EP058 Rockin Red™
EP086 Chocolate Twinkle™	EP015 Red (Seasonal)	EP087 Orange Twinkle™	EP0079 Copper Twinkle™	EP071 Paprika Twinkle™	EP070 Lavender Twinkle™



Make any dimensional embellishment like faux wax seals with Amazing Glaze™. Coat thicker cardstock with Embossing Ink or any pigment ink. Apply Amazing Glaze™ powder shaking off excess. While piece is hot, apply second layer of powder. Repeat as many times as needed. Press stamp image while glaze is hot.



Rustique™



Rustique™ Embossing Powders

Cover surface with any one of these embossing powders to create faux rusted metal finishes. Perfect for distressed look without all the chemicals. 2 oz.

Weather Vane™ EP288

Weathered Iron™ EP292

Bent Nail™ EP289

Antiqued Iron™ EP291

Patina Bronze™ EP293


Patina Jade™ EP294

Patina Azure™ EP295

Tin Can™ EP290



Cutie Pie™



Cutie Pie - Rubber Stamp Positioning Tool

This little tool is perfect for positioning the stamp image in the exact place you wish. Grid is helpful when stamping words. Compass guidelines are great for creating circular and mandala designs. Wavy edge is a nice hand hold. Compact and easy to store.

Approximately 2.5 inches GT046

Clear Reusable Image Placement Sheet (4x4 inches) GT047



KITE Stencils for Mixed Media and Paper Crafts

6 x 6 Inch Stencils



KS090 • Tin Ceiling **NEW**




KS092 • In A Bunch **NEW**



KS093 • African Border **NEW**




KS091 • Star Crossed **NEW**



KS094 • Numbers **NEW**



KS095 • Bee Damask **NEW**



KS077 • Wood Grain



KS080 • Constantinople



KS081 • Big Weave




KS082 • Stone Field



KS083 • Holes



KS084 • Poochie Pattern



KS085 • Floral Wallpaper



KS086 • Pebbles




KS087 • Chain Link



KS008 • High Anxiety



KS005 • Fleur-de-lis



KS057 • Beatnick



KS042 • Nouveau Damask



KS045 • Flaming Foliage



KS001 • Field of Stars



KS002 • Aladdin's Screen



KS003 • Roses



KS004 • Splash!




KS037 • Puffy Clouds



KS006 • Starburst



KS010 • Checkerboard



KS012 • Bubble Curtain



KS013 • Moroccan Lattice




KS074 • Spellbound



KS015 • Floral Flourish



KS016 • Chevrons



KS018 • Chinese Lattice




KS019 • Nouveau Fern



KS023 • Bead Curtain




KS025 • Spider Web



KS026 • Funky Squares



KS028 • Honeycomb



KS029 • Retro Path



KS030 • Gum Wrapper Weave



KS031 • Chinese Clouds



KS032 • Casablanca



KS033 • Fans



KS034 • Pinwheel



KS035 • Fish Net



KS036 • Daisymania



KS022 • Peacock Feathers



KS038 • Silly String



KS040 • Harlequin Diamonds



KS041 • Stacked




KS046 • Cane Weave



KS047 • Squares in Squares



KS048 • Quarter Circles



KS049 • Retro Squares



KS050 • Deco Palms



KS054 • Coral



KS055 • Sea Fan



KS058 • Zig Zag



KS059 • Wire Works



KS060 • Regal Diamonds



KS061 • Clover Trellis



KS063 • Fancy Trellis



KS065 • Asanoha



KS066 • Hishi



KS067 • India Block Print



KS068 • Stone Wall



KS069 • Retro Diamonds



KS070 • Large Waves



KS075 • Poinsettia



KS072 • Luck



KITE Petite Stencils 4 x 4 inches



© JK 2018

KS433 • Threads **NEW**



© JK 2018

KS434 • Bats **NEW**



© JK 2018

KS436 • Shell **NEW**



© JK 2018

KS437 • Moroccan Lattice **NEW**
Petite



© JK 2018

KS435 • Thistle **NEW**



© JK 2018

KS438 • Wood Grain **NEW**
Petite



© JK 2018

KS439 • Chinese Lattice **NEW**
Petite



© JK 2018

KS441 • Stone Field **NEW**
Petite



© JK 2018

KS442 • Bricks **NEW**
Petite



© JK 2018

KS441 • Damask Petite **NEW**



© JK 2017

KS449 • Deer



© JK 2017

KS430 • Mermaid



© JK 2017

KS431 • Sailboat



© JK 2015

KS401 • Hibiscus



© JK 2015

KS402 • Rose



© JK 2015

KS417 • Snowflakes



© JK 2015

KS418 • Pumpkin



© JK 2016

KS420 • Feather



© JK 2015

KS421 • Gecko



© JK 2016

KS422 • Crow



© JK 2015

KS410 • Palm Leaf



© JK 2016

KS424 • Mod Mum



© JK 2016

KS425 • Pineapple



© JK 2016

KS427 • Marigold



© JK 2016

KS428 • Monarch

